



KUSHAL TRADELINK LTD.

CIN: L51909GJ2000PLC037472

Plot No. 43, B/s. Navneet Prakashan Press,
B/h. Govt. 'G' Colony, Sukhramnagar,
Gomtipur, Ahmedabad-380 023.
Phone : 22772991, Fax. : 22782670
Email : kushaltradelink@kushaltradelink.com
website : www.kushaltradelink.com

To,
Bombay Stock Exchange
P. J. Towers,
Dalal Street, Fort,
Mumbai – 400 001.

Date: 08/04/2015

Sub: Share Holding Pattern as per Clause 37 of BSE SME Listing Agreement
Ref: BSE Scrip Code: 536170

Dear Sir,

Pursuant to Clause 37 of SME Listing Agreement, please find herewith enclosed the Quarterly Compliance related to Share holding Pattern in the prescribed format for Quarter ended on 31st March, 2015.

Yours faithfully,
For Kushal Tradelink Limited

Mittali



Mittali Christachary
(Company Secretary & Compliance Officer)
(Membership No.: A37269)

Introductory sub-table (I)(a)

Name of the Company: KUSHAL TRADELINK LIMITED

Scrip Code, Name of the scrip, Class of security: 536170, KUSHAL, EQUITY

Quarter ended: 31st March, 2015

Partly paid-up shares:-	No. of partly paid-up shares	As a % of total no. of partly paid-up shares	As a % of total no. of shares of the company
Held by promoter/promoter group	0	0	0
Held by public	0	0	0
Total	0	0	0
Outstanding convertible securities:-	No. of outstanding securities	As a % of total no. of outstanding convertible securities	As a % of total no. of shares of the company, assuming full conversion of the convertible securities
Held by promoter/promoter group	0	0	0
Held by public	0	0	0
Total	0	0	0
Warrants:-	No. of warrants	As a % of total no. of warrants	As a % of total no. of shares of the company, assuming full conversion of warrants
Held by promoter/promoter group	0	0	0
Held by public	0	0	0
Total	0	0	0
Total paid-up capital of the company, assuming full conversion of warrants and convertible securities	23726661		100

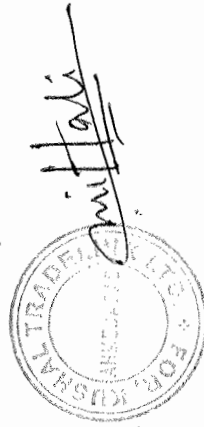


Statement Showing Shareholding Pattern

Table I(a)						
Category code	Category of Shareholder	Number of Shareholders	Total number of shares	Number of shares held in dematerialized form	As a percentage of (A+B+C) ¹	As a percentage of total number of shares
		(III)	(IV)	(V)	(VI)	(VII)
	(II)		(IV)	(V)	(VI)	(VII)
						(IX)= (VII)/(IV)*100
(A)	Shareholding of Promoter and Promoter Group²					
1	Indian					
(a)	Individuals/ Hindu Undivided Family	8	15798661	15798661	66.59	0
(b)	Central Government/ State Government(s)	0	0	0	0.00	0.00
(c)	Bodies Corporate	0	0	0	0.00	0.00
(d)	Financial Institutions/Banks	0	0	0	0.00	0.00
(e)	Any Others(Specify)	0	0	0	0.00	0.00
(e-i)						
(e-ii)						
Sub Total(A)(1)		8	15798661	15798661	66.59	0
2	Foreign					
a	Individuals (Non-Residents Individuals/ Foreign Individuals)	0	0	0	0.00	0.00
b	Bodies Corporate	0	0	0	0.00	0.00
c	Institutions	0	0	0	0.00	0.00
d	(Qualified Foreign Investor	0	0	0	0.00	0.00
e	Any Others(Specify)	0	0	0	0.00	0.00
e-i						
e-ii						
Sub Total(A)(2)		0	0	0	0.00	0.00
	Total Shareholding of Promoter and Promoter Group (A)= (A)(1)+(A)(2)	8	15798661	15798661	66.59	0
(B)	Public shareholding					
1	Institutions					
(a)	Mutual Funds/ UTI	0	0	0	0.00	0.00
(b)	Financial Institutions /Banks	0	0	0	0.00	0.00
(c)	Central Government/ State Government(s)	0	0	0	0.00	0.00
(d)	Venture Capital Funds	0	0	0	0.00	0.00
(e)	Insurance Companies	0	0	0	0.00	0.00
(f)	Foreign Institutional Investors	0	0	0	0.00	0.00
(g)	Foreign Venture Capital Investors	0	0	0	0.00	0.00
(h)	Qualified Foreign Investor	0	0	0	0.00	0.00
(i)	Any Other (specify)	0	0	0	0.00	0.00
(i-i)						
(i-ii)						
Sub-Total (B)(1)		0	0	0	0.00	0.00




B 2	Non-institutions																		
(i)	Market Maker	0	0	0	0	0.00	0.00	0	0.00	0.00									0.00
(a)	Bodies Corporate	13	621084	621084	621084	2.62	2.62	0.00	0.00	0.00									0.00
(b)	Individuals																		0.00
I	Individuals -i, Individual shareholders holding nominal share capital up to Rs 1 lakh	244	1247780	1247780	1247780	5.26	5.26	0.00	0.00	0.00									0.00
II	Individual shareholders holding nominal share capital in excess of Rs. 1 lakh.	160	6035036	6035036	6035036	25.44	25.44	0	0	0.00									0.00
(c)	Qualified Foreign Investor	0	0	0	0	0.00	0.00	0.00	0.00	0.00									0.00
(d)	Any Other (specify)																		0.00
(d-i)	Cleaning Members	2	24100	24100	24100	0.11	0.11	0.00	0.00	0.00									0.00
(d-ii)																			
	Sub-Total (B)(2)	419	7928000	7928000	7928000	35.41	35.41	0.00	0.00	0.00									0.00
(B)	Total Public Shareholding (B)-(B)(1)+(B)(2)	419	7928000	7928000	7928000	35.41	35.41	0.00	0.00	0.00									0.00
	TOTAL (A)+(B)	427	23726661	23726661	23726661	100.00	100.00	0.00	0.00	0.00									0.00
(C)	Shares held by Custodians and against Depository Receipts have been issued																		
1	Promoter and Promoter Group	0	0	0	0	0.00	0.00	0.00	0.00	0.00									0.00
2	Public	0	0	0	0	0.00	0.00	0.00	0.00	0.00									0.00
	Sub-Total (C)	0	0	0	0	0	0	0	0	0									0
	GRAND TOTAL (A)+(B)+(C)	427	23726661	23726661	23726661	100.00	100.00	0	0	0.00									0.00




(1)(b) Statement showing holding of securities (including shares, warrants, convertible securities) of persons belonging to the category "Promoter and Promoter Group"

Sr. No.	Name of the shareholder	Details of Shares held		Encumbered shares (*)		Details of warrants			Details of convertible securities		Total shares (including underlying shares assuming full conversion of warrants and convertible securities) as a % of diluted share capital (A)(i)
		Number of shares held	As a % of grand total (A)+(B)+(C)	No.	As a percentage (A)/(A)+(B)+(C)*100	As a % of grand total (A)+(B)+(C) of sub-clause (1)(a)	Number of warrants held	As a % total number of warrants of the same class	Number of convertible securities held	As a % total number of convertible securities of the same class	
(i)	(ii)	(iii)	(iv)	(v)	(vi)	(vii)	(viii)	(ix)	(x)	(xi)	(xii)
1	NAMRATA SANDEEP AGRAWAL	4622465	19.48	0	0.00	0.00	0.00	0.00	0.00	0.00	0.00
2	TULSIRAM CHIRANJIL AGRAWAL	2484000	10.47	0	0.00	0.00	0.00	0.00	0.00	0.00	0.00
3	MAHENDRA TULSIRAM AGRAWAL	2270160	9.57	0	0.00	0.00	0.00	0.00	0.00	0.00	0.00
4	PUSHPADEVI TULSIRAM AGRAWAL	2160022	9.10	0	0.00	0.00	0.00	0.00	0.00	0.00	0.00
5	MANOJ TULSIRAM AGRAWAL	2054160	8.66	0	0.00	0.00	0.00	0.00	0.00	0.00	0.00
6	SANDEEP TULSIRAM AGRAWAL	1352340	5.70	0	0.00	0.00	0.00	0.00	0.00	0.00	0.00
7	SANGITA MANOJ AGRAWAL	855360	3.61	0	0.00	0.00	0.00	0.00	0.00	0.00	0.00
8	SUDHA MAHENDRA AGRAWAL	154	0.00	0	0.00	0.00	0.00	0.00	0.00	0.00	0.00
TOTAL		15798661	66.59	0	0.00	0.00	0	0	0	0.00	0.00

(*) The term "encumbrance" has the same meaning as assigned to it in regulation 28(3) of the SAST Regulations, 2011



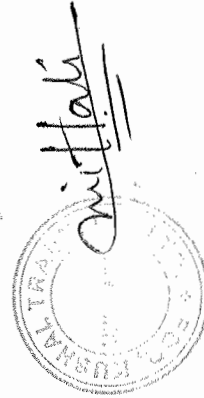
(D)(c)(i)	Statement showing holding of securities (including shares, warrants, convertible securities) of persons belonging to the category "Public" and holding more than 1% of the total number of shares						
	Sr. No.	Name of the shareholder	Number of shares held	Shares as a percentage of total number of shares {i.e., Grand Total (A)+(B)+(C) indicated in Statement at para (D)(a) above}	Details of warrants		Total shares (including underlying shares assuming full conversion of warrants and convertible securities) as a % of diluted share capital
Number of warrants held					As a % total number of warrants of the same class	Number of convertible securities held	
1	ASHOKKUMAR RAGHURAM THAKKER	472000	1.99	0	0	0	0.00
2	KIRITKUMAR RAGHURAM THAKKER	464000	1.96	0	0	0	0.00
3	PRIYANKABEN RAJESHBHAI BRAMBHATT	440000	1.85	0	0	0	0.00
TOTAL		1376000	5.80	0	0	0	0.00



Mitali


(D)(c)(ii) Statement showing holding of securities (including shares, warrants, convertible securities) of persons (together with PAC) belonging to the category "Public" and holding more than 5% of the total number of shares of the company						
Sr. No.	Name(s) of the shareholder(s) and the Persons Acting in Concert (PAC) with them	Number of shares	Shares as a percentage of total number of shares {i.e., Grand Total (A)+(B)+(C) indicated in Statement at para (D)(a) above}	Details of warrants		Total shares (including underlying shares assuming full conversion of warrants and convertible securities) as a % of diluted
				Number of warrants	As a % total number of warrants of the same class	
1						
2						
3						
TOTAL		0	0.00	0	0	0

NIL



(D)(d) Statement showing details of locked-in shares

Sr. No.	Name of the shareholder	Number of locked-in shares	Locked-in shares as a percentage of total number of shares {i.e., Grand Total (A)+(B)+(C) indicated in
1	MAHENDRA TULSIRAM AGRAWAL	2270160	9.57
2	PUSHPADEVI TULSIRAM AGRAWAL	2160022	9.10
3	SANDEEP TULSIRAM AGRAWAL	433784	1.83
TOTAL		4863966	20.50



(II)(a) Statement showing details of Depository Receipts (DRs)

Sr. No.	Type of outstanding DR (ADRs, GDRs, SDRs, etc.)	Number of outstanding DRs	Number of shares underlying outstanding DRs	Shares underlying outstanding DRs as a percentage of total number of shares {i.e., Grand Total (A)+(B)+(C) indicated in Statement at para (I)(a) above}
1				
2				
TOTAL		0	0	0.00



Mitali

(II)(b) Statement showing holding of Depository Receipts (DRs), where underlying shares held by "promoter/promoter group" are in excess of 1% of the total number of shares

Sr. No.	Name of the DR Holder	Type of outstanding DR (ADRs, GDRs, SDRs, etc.)	Number of shares underlying outstanding DRs	Shares underlying outstanding DRs as a percentage of total number of shares {i.e., Grand Total (A)+(B)+(C) indicated in Statement at para (I)(a) above}
1				
2				
TOTAL			0	0.00

