



KUSHAL TRADELINK LTD.

CIN: L51909GJ2000PLC037472

Plot No. 43, B/s. Navneet Prakashan Press,
B/h. Govt. 'G' Colony, Sukhranagar,
Gomtipur, Ahmedabad-380 023.
Phone : 22772991, Fax. : 22782670
Email : kushaltradelink@kushaltradelink.com
website : www.kushaltradelink.com

To,
Bombay Stock Exchange
P. J. Towers,
Dalal Street, Fort,
Mumbai – 400 001.

Date: 07/01/ 2015


Sub: Share Holding Pattern as per Clause 37 of BSE SME Listing Agreement
Ref: BSE Scrip Code: 536170

Dear Sir,

Pursuant to Clause 37 of SME Listing Agreement, please find herewith enclosed the Quarterly Compliance related to Share holding Pattern in the prescribed format for Quarter ended on 31st December, 2014.


Yours faithfully,
For Kushal Tradelink Limited

Sandeep Agrawal
(Managing Director)
(DIN: 00239648)



Introductory sub-table (I)(a)			
Name of the Company: KUSHAL TRADELINK LIMITED			
Scrip Code, Name of the scrip, class of security: 536170, KUSHAL, EQUITY			
Quarter ended: 31st December, 2014			
Partly paid-up shares:-	No. of partly paid-up shares	As a % of total no. of partly paid-up shares	As a % of total no. of shares of the company
Held by promoter/promoter group	0	0	0
Held by public	0	0	0
Total	0	0	0
Outstanding convertible securities:-	No. of outstanding securities	As a % of total no. of outstanding convertible securities	As a % of total no. of shares of the company, assuming full conversion of the convertible securities
Held by promoter/promoter group	0	0	0
Held by public	0	0	0
Total	0	0	0
Warrants:-	No. of warrants	As a % of total no. of warrants	As a % of total no. of shares of the company, assuming full conversion of warrants
Held by promoter/promoter group	0	0	0
Held by public	0	0	0
Total	0	0	0
Total paid-up capital of the company, assuming full conversion of warrants and convertible securities	23726661		100

Sauveer



Statement Showing Shareholding Pattern

Category code	Category of Shareholder	Number of Shareholders	Table (I)(a)				Shares Pledged or otherwise encumbered	
			Total number of shares	Number of shares held in dematerialized form	Total shareholding as a percentage of total number of shares		Number of shares	As a percentage
					As a percentage of (A+B) ¹	As a percentage of (A+B+C)		
(I)	(II)	(III)	(IV)	(V)	(VI)	(VII)	(VIII)	(IX) = (VIII)/(IV)*100
(A)	Shareholding of Promoter and Promoter Group²							
1	Indian							
(a)	Individuals/ Hindu Undivided Family	8	15798661	15798661	66.59	66.59	0	0.00
(b)	Central Government/ State Government(s)	0	0	0	0.00	0.00	0	0.00
(c)	Bodies Corporate	0	0	0	0.00	0.00	0	0.00
(d)	Financial Institutions/ Banks	0	0	0	0.00	0.00	0	0.00
(e)	Any Others(Specify)	0	0	0	0.00	0.00	0	0.00
(e-i)								
(e-ii)								
	Sub Total(A)(1)	8	15798661	15798661	66.59	66.59	0	0.00
2	Foreign							
a	Individuals (Non-Residents Individuals/ Foreign Individuals)	0	0	0	0.00	0.00	0.00	0.00
b	Bodies Corporate	0	0	0	0.00	0.00	0.00	0.00
c	Institutions	0	0	0	0.00	0.00	0.00	0.00
d	Qualified Foreign Investor	0	0	0	0.00	0.00	0.00	0.00
e	Any Others(Specify)	0	0	0	0.00	0.00	0.00	0.00
e-i								
e-ii								
	Sub Total(A)(2)	0	0	0	0.00	0.00	0	0.00
	Total Shareholding of Promoter and Promoter Group (A)= (A)(1)-(A)(2)	8	15798661	15798661	66.59	66.59	0	0.00
(B)	Public shareholding							
1	Institutions							
(a)	Mutual Funds/ UTI	0	0	0	0.00	0.00	0.00	0.00
(b)	Financial Institutions/ Banks	0	0	0	0.00	0.00	0.00	0.00
(c)	Central Government/ State Government(s)	0	0	0	0.00	0.00	0.00	0.00
(d)	Venture Capital Funds	0	0	0	0.00	0.00	0.00	0.00
(e)	Insurance Companies	0	0	0	0.00	0.00	0.00	0.00
(f)	Foreign Institutional Investors	0	0	0	0.00	0.00	0.00	0.00
(g)	Foreign Venture Capital Investors	0	0	0	0.00	0.00	0.00	0.00
(h)	Qualified Foreign Investor	0	0	0	0.00	0.00	0.00	0.00
(i)	Any Other (specify)	0	0	0	0.00	0.00	0.00	0.00
(i-i)								
(i-ii)								
	Sub-Total (B)(1)	0	0	0	0.00	0.00	0.00	0.00



Saurabh

B 2	Non-institutions							
(i)	Market Maker	0	0	0	0.00	0.00	0	0.00
(a)	Bodies Corporate	15	836152	836152	3.52	3.52	0.00	0.00
(b)	Individuals				0.20	0.00	0.00	0.00
I	Individuals -i Individual shareholders holding nominal share capital up to Rs 1 lakh	291	1459748	1459748	6.15	6.15	0.00	0.00
II	ii. Individual shareholders holding nominal share capital in excess of Rs. 1 lakh.	151	5476000	5475000	23.08	23.08	0	0.00
(c)	Qualified Foreign Investor	0	0	0	0.00	0.00	0.00	0.00
(d)	Any Other (specify)				0.00	0.00	0.00	0.00
(d-i)	Clearing Members	8	156100	156100	0.66	0.66	0.00	0.00
(d-ii)								
	Sub-Total (B)(2)	465	7928000	7928000	33.41	33.41	0.00	0.00
(B)	Total Public Shareholding (B)= (B)(1)+(B)(2)	465	7928000	7928000	33.41	33.41	0.00	0.00
	TOTAL (A)+(B)	473	23726661	23726661	100.00	100.00	0.00	0.00
(C)	Shares held by Custodians and against which Depository Receipts have been issued							
1	Promoter and Promoter Group	0	0	0	0	0.00	0.00	0.00
2	Public	0	0	0	0	0.00	0.00	0.00
	Sub-Total (C)	0	0	0	0	0	0	0
	GRAND TOTAL (A)+(B)+(C)	473	23726661	23726661	100.00	100.00	0	0.00



Sanjay

(I)(b) Statement showing holding of securities (including shares, warrants, convertible securities) of persons belonging to the category "Promoter and Promoter Group"

Sr. No.	Name of the shareholder	Details of Shares held		Encumbered shares (*)			Details of warrants		Details of convertible securities		Total shares (including underlying shares assuming full conversion of warrants and convertible securities) as a % of diluted share capital
		Number of shares held	As a % of grand total (A) +(B) +(C)	No.	As a percentage	As a % of grand total (A)+(B)+(C) of sub-clause (I)(a)	Number of warrants held	As a % total number of warrants of the same class	Number of convertible securities held	As a % total number of convertible securities of the same class	
(i)	(ii)	(iii)	(iv)	(v)	(vi)=(v)/(iii)*100	(vii)	(viii)	(ix)	(x)	(xi)	(xii)
1	NAMRATA SANDEEP AGRAWAL	4622465	19.48	0	0.00	0.00	0.00	0.00	0.00	0.00	0.00
2	TULSIRAM CHIRANJILAL AGRAWAL	2484000	10.47	0	0.00	0.00	0.00	0.00	0.00	0.00	0.00
3	MAHENDRA TULSIRAM AGRAWAL	2270160	9.57	0	0.00	0.00	0.00	0.00	0.00	0.00	0.00
4	PUSHPADEVI TULSIRAM AGRAWAL	2160022	9.10	0	0.00	0.00	0.00	0.00	0.00	0.00	0.00
5	MANOJ TULSIRAM AGRAWAL	2054160	8.66	0	0.00	0.00	0.00	0.00	0.00	0.00	0.00
6	SANDEEP TULSIRAM AGRAWAL	1352340	5.70	0	0.00	0.00	0.00	0.00	0.00	0.00	0.00
7	SANGITA MANOJ AGRAWAL	855360	3.61	0	0.00	0.00	0.00	0.00	0.00	0.00	0.00
8	SUDHA MAHENDRA AGRAWAL	154	0.00	0	0.00	0.00	0.00	0.00	0.00	0.00	0.00
TOTAL		15798661	66.59	0	0.00	0.00	0	0	0	0.00	0.00

(*) The term "encumbrance" has the same meaning as assigned to it in regulation 28(3) of the SAST Regulations, 2011



Saurabh

(I)(c)(i) Statement showing holding of securities (including shares, warrants, convertible securities) of persons belonging to the category "Public" and holding more than 1% of the total number of shares								
Sr. No.	Name of the shareholder	Number of shares held	Shares as a percentage of total number of shares {i.e., Grand Total (A)+(B)+(C) indicated in Statement at para (I)(a) above}	Details of warrants		Details of convertible securities		Total shares (including underlying shares assuming full conversion of warrants and convertible securities) as a % of diluted share capital
				Number of warrants held	As a % total number of warrants of the same class	Number of convertible securities held	% w.r.t total number of convertible securities of the same class	
1	ASHOKKUMAR RAGHURAM THAKKER	472000	1.99	0	0	0	0	1.99
2	PRIYANKABEN RAJESHBHAI BRAMBHATT	440000	1.85	0	0	0	0	1.85
TOTAL		912000	3.84	0	0	0	0	3.84



Saravali

(I)(c)(ii) Statement showing holding of securities (including shares, warrants, convertible securities) of persons (together with PAC) belonging to the category "Public" and holding more than 5% of the total number of shares of the company								
Sr. No.	Name(s) of the shareholder(s) and the Persons Acting in Concert (PAC) with them	Number of shares	Shares as a percentage of total number of shares {i.e., Grand Total (A)+(B)+(C) indicated in Statement at para (I)(a) above}	Details of warrants		Details of convertible securities		Total shares (including underlying shares assuming full conversion of warrants and convertible securities) as a % of diluted share capital
				Number of warrants	As a % total number of warrants of the same class	Number of convertible securities held	% w.r.t total number of convertible securities of the same class	
1								
2								
3								
NIL								
TOTAL		0	0.00	0	0	0	0	0



Sarav

(I)(d) Statement showing details of locked-in shares


Sr. No.	Name of the shareholder	Number of locked-in shares	Locked-in shares as a percentage of total number of shares {i.e., Grand Total (A)+(B)+(C) indicated in Statement at para (I)(a) above}
1	MAHENDRA TULSIRAM AGRAWAL	2270160	9.57
2	PUSHPADEVI TULSIRAM AGRAWAL	2160022	9.10
3	SANDEEP TULSIRAM AGRAWAL	433748	1.83
TOTAL		4863930	20.50



Saurav

(II)(a) Statement showing details of Depository Receipts (DRs)

Sr. No.	Type of outstanding DR (ADRs, GDRs, SDRs, etc.)	Number of outstanding DRs	Number of shares underlying outstanding DRs	Shares underlying outstanding DRs as a percentage of total number of shares (i.e., Grand Total (A)+(B)+(C) indicated in Statement at para (I)(a) above}
1				
2				
TOTAL		0	0	0.00



(II)(b) Statement showing holding of Depository Receipts (DRs), where underlying shares held by "promoter/promoter group" are in excess of 1% of the total number of shares

Sr. No.	Name of the DR Holder	Type of outstanding DR (ADRs, GDRs, SDRs, etc.)	Number of shares underlying outstanding DRs	Shares underlying outstanding DRs as a percentage of total number of shares (i.e., Grand Total (A)+(B)+(C) indicated in Statement at para (I)(a))
1				
2				
TOTAL			0	0.00

